



**BUCKSTOVE**  
*Unmatched American Quality*



# Vent-Free Collection

Fireplaces, Logs, Freestanding and Mantels



buckstove.com  
info@buckstove.com  
828-765-6144  
200 Ethan Allen Dr.  
Spruce Pine, NC 28777

Veteran Owned American Made

# Mantel Choices



**Prestige Mantel** (Shown Unfinished)

**DELUXE MODEL 1127**  
(Shown Dark Oak)



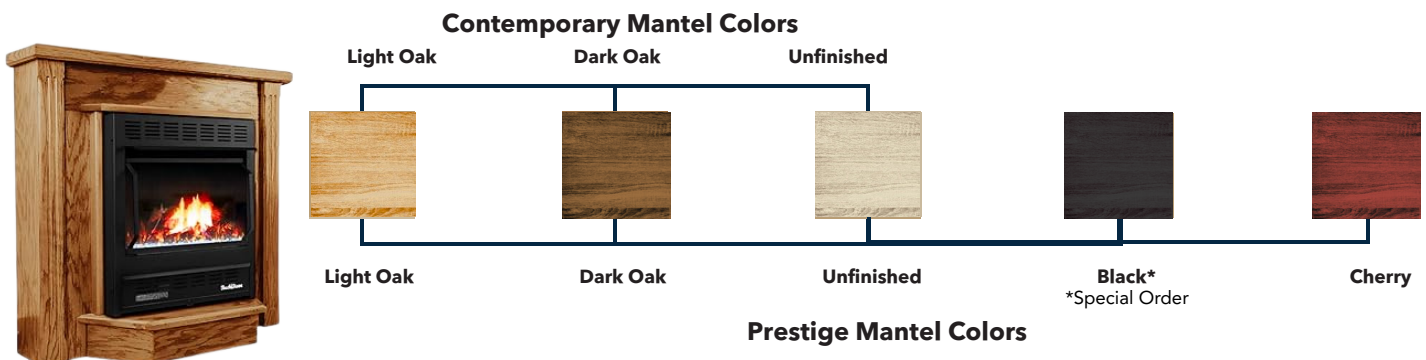
**Contemporary Mantels**  
(Shown Light Oak)



**DELUXE MODEL T-33**  
(Shown Unfinished)

## Colors Available

Corner mantels are available for models  
Contemporary, T-33 & 1127





## Buck Stove Vent-Free Fireplace Systems

# Model

# 34zc

### Model 34ZC CONTEMPORARY

The Model 34ZC Contemporary is our most popular vent-free fireplace providing up to 33,000 BTU's of clean heat. Standard features include a thermostatically controlled variable speed blower and a millivolt gas valve for use with a remote control or wall thermostat. Choose from numerous installation options to fit every need. This stove can be used as a masonry fireplace insert, freestanding with optional mantel or this unit can be built into existing wall for zero clearance application.



#### Model 34ZC Contemporary Specifications

Unit Dimensions	34" W x 23 1/4" H x 16" D
Contemporary Mantel Dimensions	53 1/4" W x 43 1/2" H x 21" D
Prestige Mantel Dimensions	60 1/8" W x 39 5/8" H x 18 3/8" D
Minimum Fireplace Dimensions	29 1/2" W x 24" H x 12" D
BTU/H Output	33,000
Blower	Standard
Gas Control Valve	Millivolt
Manufactured Home Approved	Yes

# Model

# 34ZC



## 34ZC MANHATTAN

With the redesigned styling of our most popular model 34ZC, our team at Buck Stove has crafted a design to fit today's modern interior decor needs. This 33,000 BTU ember stove base unit with a black satin finish and pewter knobs is guaranteed to be the centerpiece of your home.



### Model 34ZC Manhattan Specifications

Unit Dimensions	34" W x 23 3/4" H x 16" D
Stove Front Dimensions	37 3/4" W x 26 1/8" H x 3 1/2" D
Manhattan Mantel Dimensions	64" W x 39 3/4" H x 18 1/2" D
Minimum Fireplace Dimensions	29 1/2" W x 24" H x 12" D
BTU/H Output	33,000
Blower	Standard
Gas Control Valve	Millivolt Only
Manufactured Home Approved	Yes



# Model

# T-33



## Model T-33 Specifications

Unit Dimensions	26 1/2" W x 23 1/2" H x 14 1/2" D
Mantel	37 1/2" W x 36 1/2" H x 16 1/4" D
Corner Mantel	36 1/2" W x 36 1/2" H x 46 7/8" D
BTU/H Output	32,000
Blower	Standard
Gas Control Valve	Millivolt Only
Manufactured Home Approved	Yes

## MODEL T-33

The stylish contemporary look of the premier T-33 is sure to be the focal point of any room. This original design offers smooth curves and arches accentuated with straight line bars in the door, open to the flame inside creating a warm and comfy atmosphere. The T-33 can be used as a freestanding stove or as a fireplace insert with arched or standard trim kit designed to coordinate with the look of the stove, this unit will be the ideal choice for your home décor.



# Model



# 384



## MODEL 384

The 384 is perfect for installation in your home, with the ember stove base design and glowing ember bed. The firebox area has Oak style ceramic logs and Boston buff brick panels for the most realistic look available. This fireplace has a 33,000 BTU rating and a variable speed blower. The gas control system (L.P. or Natural Gas) is a millivolt style valve which allows use of an optional remote control for extra convenience and comfort. This gas stove is our most versatile and is available as a freestanding unit, zero clearance, insert for your masonry fireplace or with an optional mantel.



## Model 384 Specifications

Unit Dimensions	34" W x 23 1/4" H x 16" D
Contemporary Mantel Dimensions	52 1/2" W x 43 1/2" H x 21" D
Prestige Mantel Dimensions	60 1/8" W x 39 5/8" H x 18 3/8" D
Minimum Fireplace Dimensions	33" W x 25 1/8" H x 12 1/2" D
BTU/H Output	33,000
Blower	Standard
Gas Control Valve	Millivolt Only
Manufactured Home Approved	Yes



# Steel Series --- Townsend II

The Buck Stove Townsend II Vent-Free Gas Stove is precision designed and made in the USA. Made from high-quality absorbent steel it radiates warmth even at the lowest settings. This stove is 99.9% fuel-efficient to save on home heating costs. Standard features include a remote-ready millivolt gas valve and a top grill inlay. The powder-coated finish available in Vintage Copper, Black or Gray on the Townsend II offers durability for long-term performance. Backed by a two year limited warranty on all gas parts and one year limited warranty on all electrical.



- BTU/H Output: 32,000
- Optional Blower: Yes
- Mobile Home Approved: Yes
- ManufactureHome Approved: Yes
- Millivolt System for Remote or T'stat
- Piezo Ignition Starter

**(MV) Millivolt Offers Remote Operation & T-Stat Operation**



# Zero-Clearance Builder Box - ZCBB

The Model ZCBB is available in 36" or 42" zero clearance universal fireboxes. This item can be installed virtually anywhere because it has no need for a chimney or a hearth. Customize this model for the look you want with tile, rock, or marble and you can even add a raised hearth if you so desire. This fireplace is perfectly completed with a set of Buck vent-free gas Logs.

**ZCBB 36" Accepts up to 24" Logs**  
**ZCBB 42" Accepts up to 30" Logs**



Model ZCBB Specifications

36" ZCBB Unit Dimensions	39 5/16" W x 35 1/2" H x 19 1/2" D
42" ZCBB Unit Dimensions	49 9/16" W x 35 1/2" H x 20 1/2" D

# Model



## MODEL 1110 & 1127

For pennies per hour you can enjoy up to 10,000 btu's (Model 1110) or up to 25,000 btu's (Model 1127) of heat circulation throughout your home. A variable speed blower system included. The Model 1110 is approved for bedroom use (check local codes) while being the exact size and shape of the model 1127.

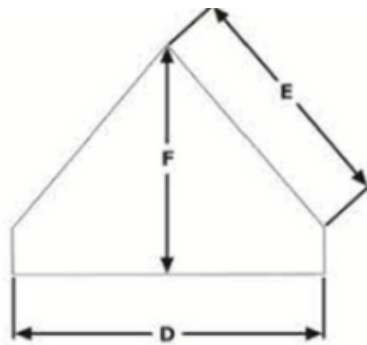
### Model 1110 & 1127 Specifications

Unit Dimensions	20 1/8" W x 22" H x 7" D
BTU/H Output	10,000 (Model 1110) 25,000 (Model 1127)
Gas Control Valve	Modulating Only
Available Options:	Deluxe Oak or Corner
Blower	Standard
Prestige Bookcase Mantel	50 1/2" W x 36" H x 16 1/2" D
Pedestal & Wall Mountable	Yes
Manufactured Home Approved	Yes



## Mantel Dimensions

Model	Style	A	B	C	D	E	F
34ZC	Contemporary	53 1/4"	21"	43 1/2"	53 1/4"	37 7/8"	44 1/2"
	Prestige	60 1/8"	18 3/8"	39 5/8"	N/A	N/A	N/A
34 Manhattan	Prestige	64"	18 1/2"	39 3/4"	N/A	N/A	N/A
T-33	Deluxe	37 1/2"	16 1/4"	36 1/2"	N/A	N/A	N/A
384	Contemporary	53 1/4"	21"	43 1/2"	53 1/4"	37 7/8"	44 1/2"
	Prestige	60 1/8"	18 3/8"	39 5/8"	N/A	N/A	N/A
1127	Deluxe	37"	14"	34"	37"	25 3/8"	26
	Prestige	50 1/2"	16 1/2"	36"	N/A	N/A	N/A
1110	Deluxe	37"	14"	34"	37"	25 3/8'	26
	Prestige	50 1/2"	16 1/2"	36"	N/A	N/A	N/A



### Accessories

(MV) Millivolt Systems  
Allow Remote  
Operation  
& T-Stat Operation




## Stove Dimensions

Model	Unit Dimensions	Min. Fireplace Dim.	Framing Dimensions	Standard Trim Kit Dim.	Oversized Trim Kit Dim.
(MV) 34 ZC BTU/H Output 33,000	34"w 23 3/4"h 16"d	29 1/2"w 24"h 12"d	33"w 25 1/8"h 12 1/2"d	Top 47 13/16" x 6 13/16" Sides 30 7/16" x 6 13/16"	Top 50" x 12 7/8" Sides 36 7/16" x 7 15/16"
			Fits Fireplaces Up To:	42 3/8" x 27 7/16"	47" x 33 7/16"
(MV) 34 Manhattan BTU/H Output 33,000	37 3/4"w 26 1/8"h 16"d	29 1/2"w 24"h 12"d	33"w 25 1/8"h 12 1/2"d	Top 49" x 7 3/4" Sides 28 1/4" x 5 3/4"	N/A
			Fits Fireplaces Up To:	42 3/8" x 27 7/16"	
(MV) T-33 BTU/H Output 33,000	26 1/2"w 23 1/2"h 14 1/2"d	27"w 24"h 14 1/2"d	N/A	39 1/16"w 30 1/2"h Arched Kit 28"w 39"h	N/A
(MV) 384 BTU/H Output 33,000	32"w 23 1/2"h 14 1/4"d Legs 32"w 31 1/2"h 14 1/4"d	33"w 25 1/8"h 12 1/2"d	33"w 25 1/8"h 12 1/2"d	Top 45 3/8" x 6 13/16" Sides 30 7/16" x 6 13/16"	Top 47 9/16" x 12 5/8" Sides 36 7/16" x 7 7/8"
			Fits Fireplaces Up To:	42 3/8" x 27 7/16"	44 9/16" x 33 7/16"
1127 BTU/H Output 25,000	20 1/8"w 22"h 7"d Pedestal 20 1/8"w 29"h 7"d	N/A	N/A	N/A	N/A
1110 BTU/H Output 10,000	20 1/8"w 22"h 7"d Pedestal 20 1/8"w 29"h 7"d	N/A	N/A	N/A	N/A
ZCBB 36"	39 5/16"w 35 1/2"h 19 1/2"d	N/A	40 7/8"w 38 1/8"h 20 1/4"d	N/A	N/A
ZCBB 42"	45 5/16"w 35 1/2"h 19 1/2"d		46 9/16"w 38 1/8"h 20 1/4"d		

Veteran Owned American made



Ember Vision Oak



Millivolt System

Vented or Vent Free Up to 40,000  
Hand-Painted - Mobile Home Approved



CR Series



Millivolt or Modulating

Vented or Vent Free Up to 40,000  
Hand-Painted - Mobile Home Approved



Aspen Series



Millivolt or Modulating

Vented or Vent Free Up to 40,000  
Hand-Painted - Mobile Home Approved



(MV) Millivolt Offers  
Remote Operation  
& T-Stat Operation



Buck MA19HS HeatReflective Blower

Universal Installation  
Shown with CR Logs



Options Available